

NE58F9710WS

Flex Duo™ Slide-in Electric Range

Features

- Premium Slide-in Design
- Flex Duo™ Technology – traditional single cavity range and double oven in one; unique design easily switches from single cavity to two smaller cavities
- Five Electric Cooktop Elements, including a Triple and Bridge Burner
- Glass Touch Controls with Guiding Light System
- Dual Convection for Even Cooking
- Gliding Rack for Simplest Access to Food in the Oven
- Temperature Probe Ensures Best Cooking Results
- Large Oven Capacity—5.8 cu. ft.
- Warming Drawer: High, Medium, Low
- SteamQuick™ (20 min. oven cleaning) and Self Clean

Convenience

- Hot Surface Indicator Lights
- Auto Oven Light
- Proofing
- Sabbath Mode
- Kitchen Timer
- Delay Start
- Auto Shut-Off Option
- Child Safety Lock
- 5 Healthy Cook Presets



Ranked **“Highest in Customer Satisfaction with Ranges, Cooktops and Ovens.”***

—J.D. Power



Five Burner Cooktop



Guiding Light Controls

Available Color



Stainless Steel

Signature Features

GET A SLEEK, CUSTOMIZED, BUILT-IN LOOK FOR YOUR KITCHEN

- Sleek, slide-in design appears customized with cabinetry.
- Get a high-end look for your kitchen without having to remodel.
- Install easily and replace your freestanding range.

PREMIUM DESIGN WITH ILLUMINATED CONTROLS

- Intuitive controls offer simple, step-by-step instructions for choosing cooking options.
- Only illuminates cooking options that are able to be selected and goes from left to right eliminating back and forth.
- Control temperature and time settings, select cooking functions and program your favorite recipes.

SINGLE OVEN CAPACITY. DOUBLE OVEN EFFICIENCY

- Space-saving design leaves more room in the refrigerator.
- 5.8 cu. ft. oven splits into two ovens (2.6 cu. ft. and 3.1 cu. ft.) with the Smart Divider.
- Two temperature controls cook dishes at different temperatures.
- No noticeable transfer of aroma.

SAMSUNG

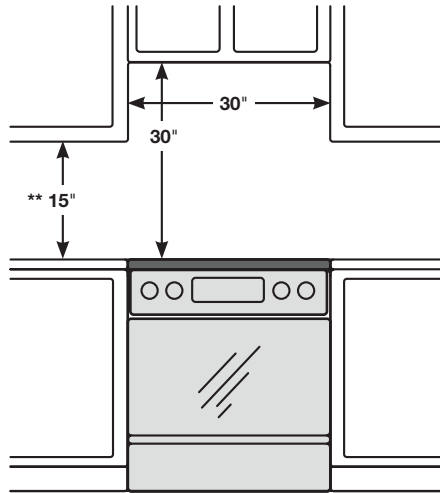
NE58F9710WS

Flex Duo™ Slide-in Electric Range

Installing Your Range

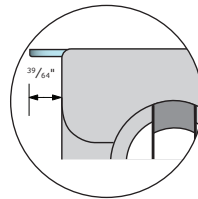
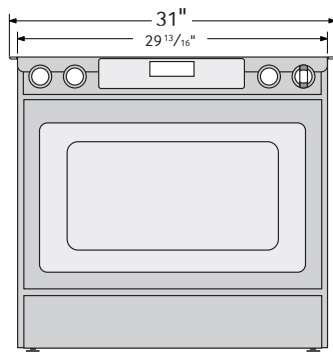
30" minimum clearance between the top of the cooking surface and the bottom of an unprotected wood or metal cabinet; or 24" minimum when the bottom of the wood or metal cabinet is protected by not less than 1/4" flame retardant millboard covered with not less than no.28 MSG sheet steel, 0.015" stainless steel, 0.024" aluminum or 0.020" copper.

** 18" minimum between the countertop and the adjacent cabinet bottom.

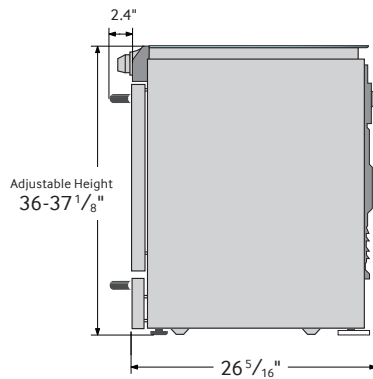


IMPORTANT: To eliminate the risk of burns or fire caused by reaching over heated surface units, cabinet storage space located above the surface units should be avoided. If cabinet storage is to be provided, the risk can be reduced by installing a range hood that projects horizontally a minimum of 5" beyond the bottom of the cabinets.

Dimensions



Glass cooktop overlaps and sits on top of your kitchen countertop to give a built-in look. Cut out space for the range is 29¹³/₁₆".



Electric Ceramic Cooktop

- Right Front: 6/9/12", 3.0 KW
- Left Front: 7", 1.8 KW (bridge)
- Right Rear: 6", 1.2 KW
- Left Rear: 7", 1.8 KW (bridge)
- Center: 7", 100 W

Dual Oven (with Divider)

- Hidden Bake Element: 3000 W
- Bake: 175°F - 550°F
- Convection Bake: 175°F - 480°F
- Convection Roast: 175°F - 480°F
- Variable Broil (Low - High)
- Convection Element/Heater: 1250 W
- Proofing
- Sabbath Mode

Warming Drawer

- Capacity - 0.7 cu. ft.
- Heating Performance: 600 W (4 pass)
- Temperature Settings: High, Medium, Low

Warranty

One (1) Year All Parts and Labor
Five (5) Years Electric Cooktop

Product Dimensions & Weight (WxHxD)

Outside Dimensions:
29¹³/₁₆" x 36-37¹/₈" (Adjustable) x 26⁵/₁₆"

Weight: 209 lbs.

Shipping Dimensions & Weight (WxHxD)

Dimensions:
32⁷/₈" x 43⁴⁵/₆₄" x 30¹/₈"

Weight: 234 lbs.

Color	Model #	UPC Code
Stainless Steel	NE58F9710WS	887276988153

SAMSUNG

*Samsung received the highest numerical score for ranges, cooktops and ovens in the proprietary J.D. Power 2014 Kitchen Appliance Study™. Study based on 15,380 total responses measuring 17 ranges, cooktops and oven brands and measures opinions of consumers about their new appliance purchased in the past 24 months. Proprietary study results are based on experiences and perceptions of consumers surveyed in January-March 2014. Your experiences may vary. Visitjdpower.com.

Actual color may vary. Design, specifications, and color availability are subject to change without notice. Non-metric weights and measurements are approximate.

©2014 Samsung Electronics America, Inc. 85 Challenger Road, Ridgefield Park, NJ 07660. Tel: 800-SAMSUNG. samsung.com. Samsung is a registered trademark of Samsung Electronics Co. Ltd.